



# Segment Routing

GTER 42 – São Paulo

Alvaro Retana (aretana@cisco.com)

Distinguished Engineer



**GTER 42**

# Agenda

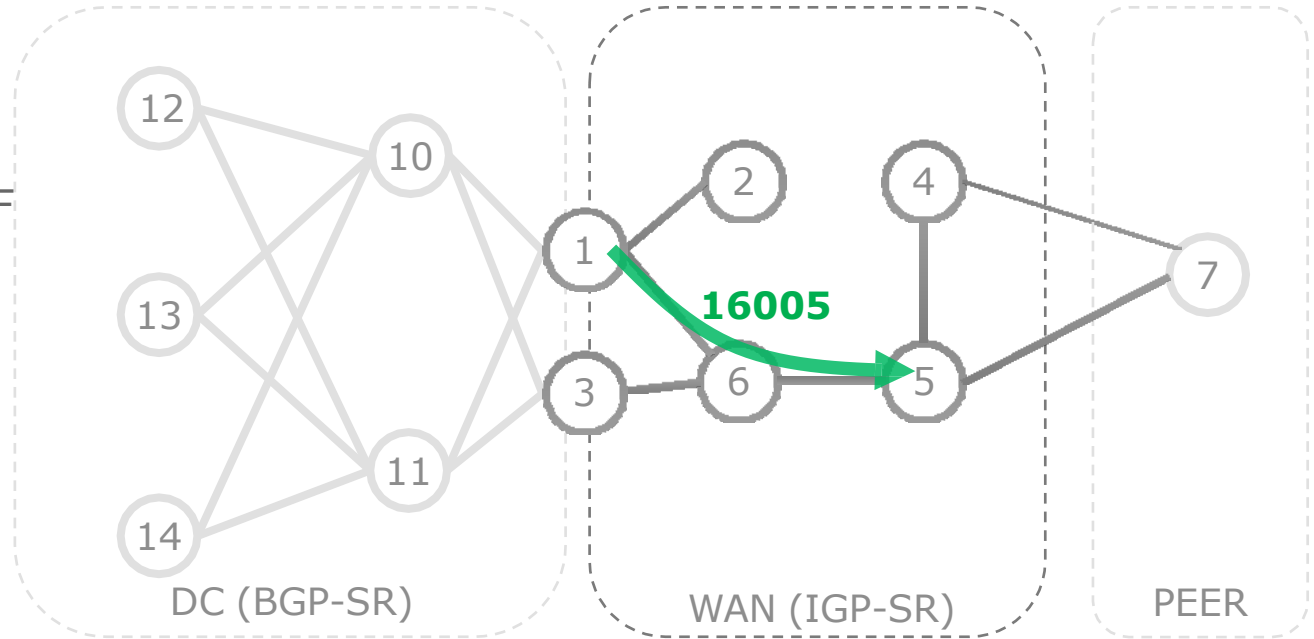
- Technology Overview
- Use Cases
- Control and Data Plane
- Conclusions

# Segment Routing

- **Source Routing**
  - the source chooses a path and encodes it in the packet header as an ordered list of segments
  - the rest of the network executes the encoded instructions without any further per-flow state
- **Segment:** an identifier for any type of instruction
  - forwarding or service

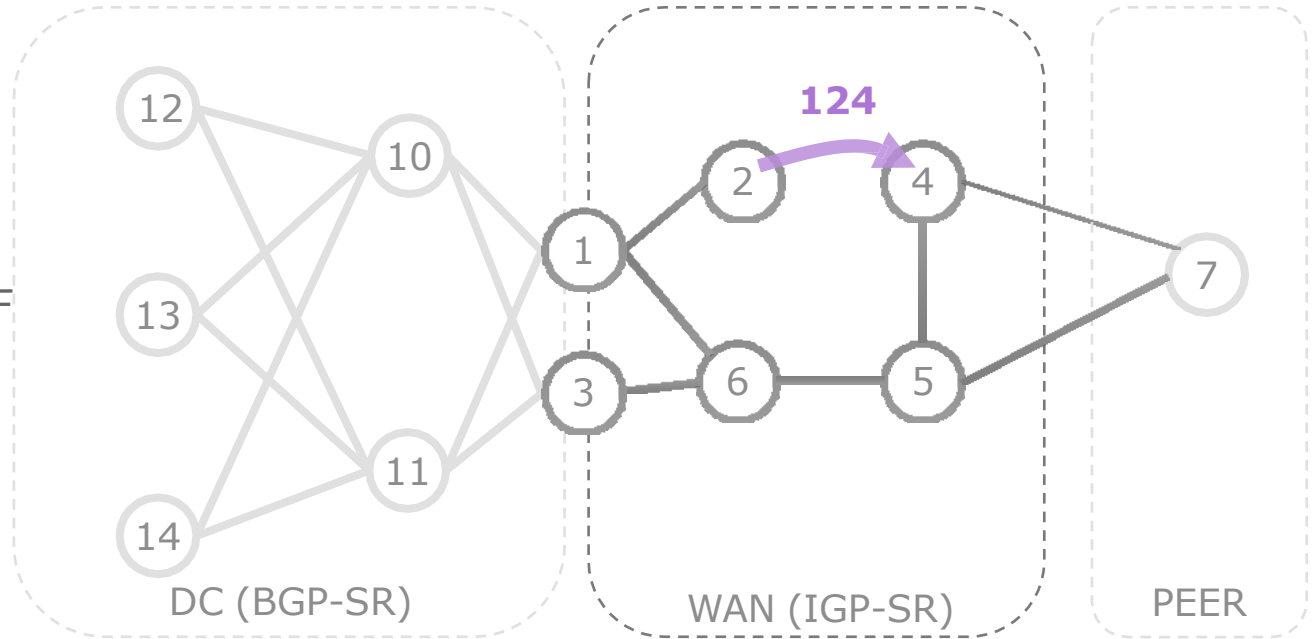
# IGP Prefix Segment

- Shortest-path to the IGP prefix
- Global
- 16000 + Index
- Signaled by ISIS/OSPF



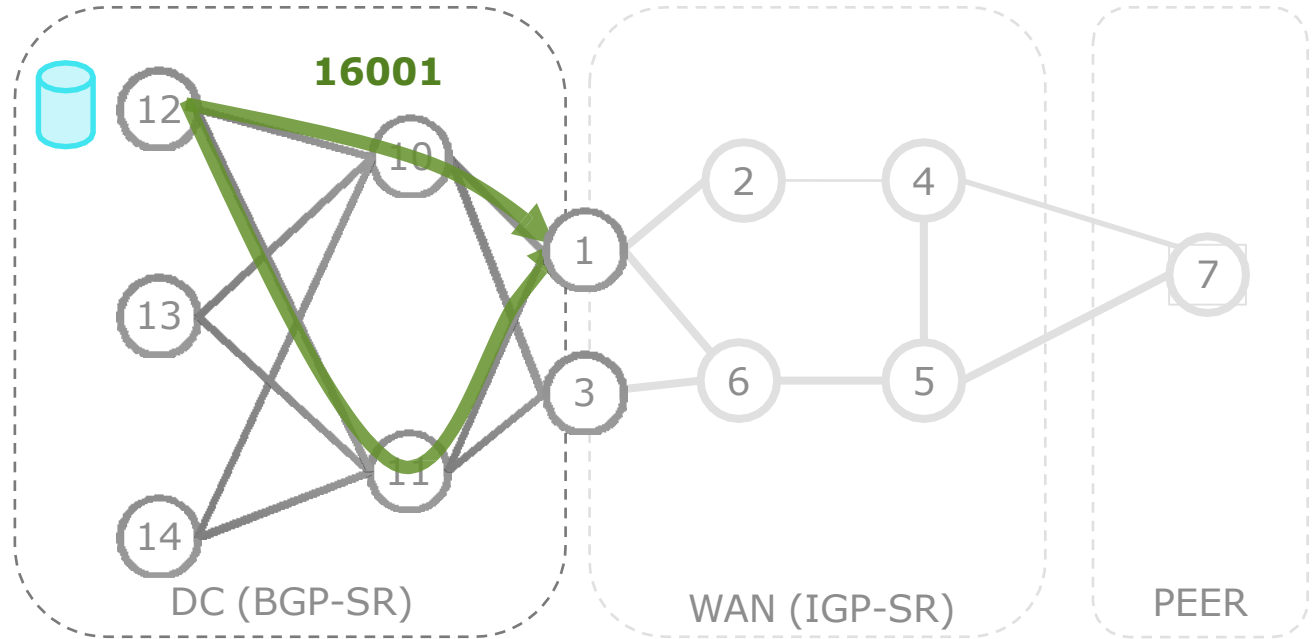
# IGP Adjacency Segment

- Forward on the IGP adjacency
- Local
- 1XY
  - X is the “from”
  - Y is the “to”
- Signaled by ISIS/OSPF



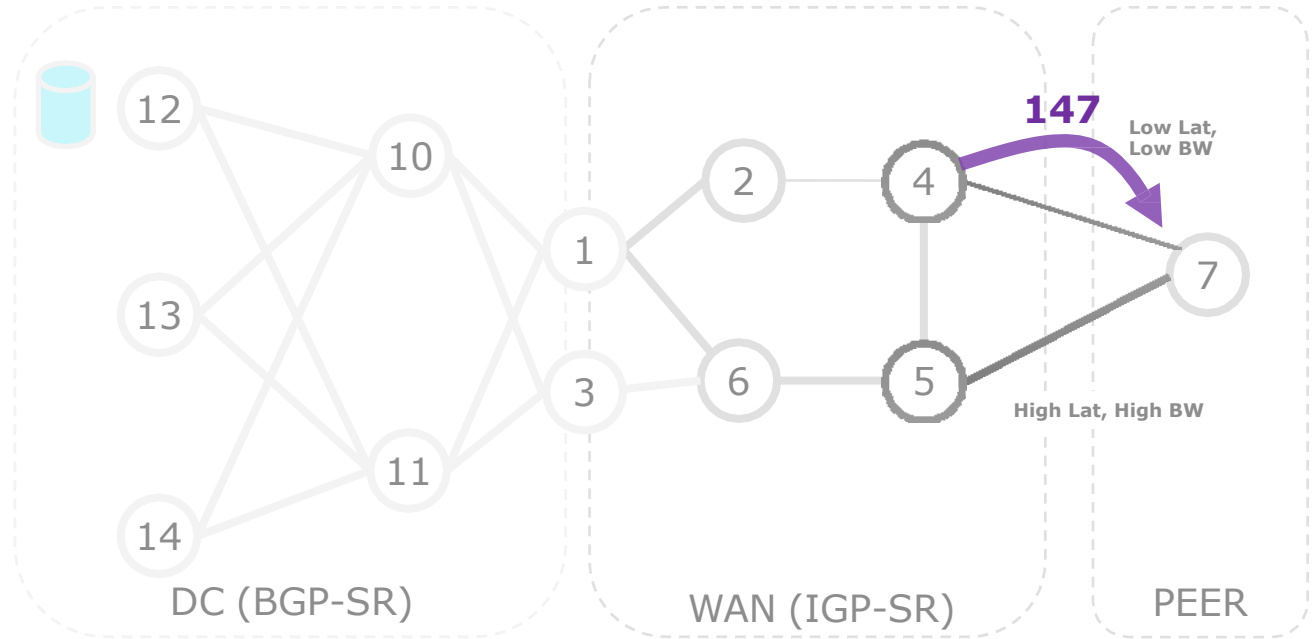
# BGP Prefix Segment

- Shortest-path to the BGP prefix
- Global
- 16000 + Index
- Signaled by BGP



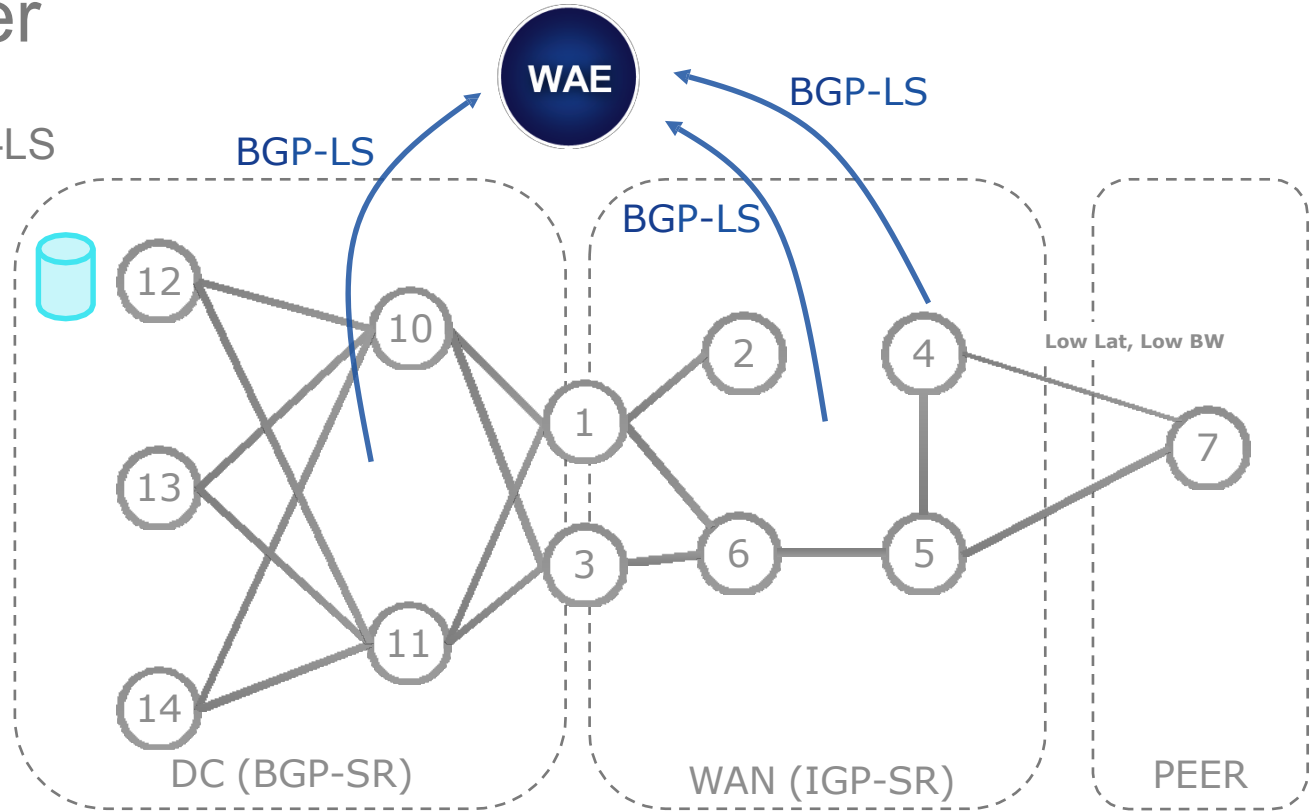
# BGP Peering Segment

- Forward to the BGP peer
- Local
- 1XY
  - X is the “from”
  - Y is the “to”
- Signaled by BGP-LS (topology information) to the controller



# WAN Controller

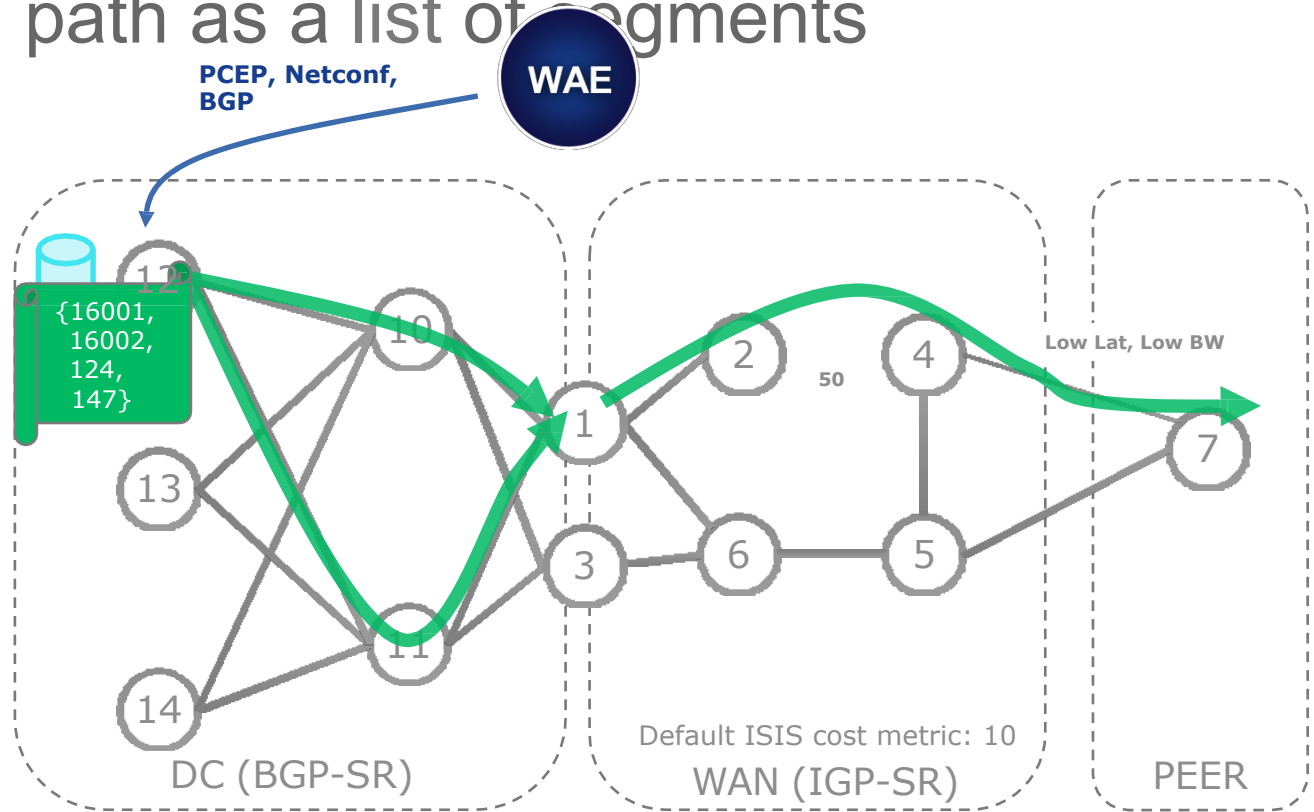
- WAE collects via BGP-LS
  - IGP segments
  - BGP segments
  - Topology





# An end-to-end path as a list of segments

- WAE computes that the green path can be encoded as
  - 16001
  - 16002
  - 124
  - 147
- WAE programs a single per-flow state to create an application-engineered end-to-end policy



# Segment Routing Standardization

- IETF standardization in SPRING
- working group
- Protocol extensions progressing in multiple groups
  - IS-IS
  - OSPF
  - PCE
  - IDR
  - 6MAN
- Broad vendor and customer support

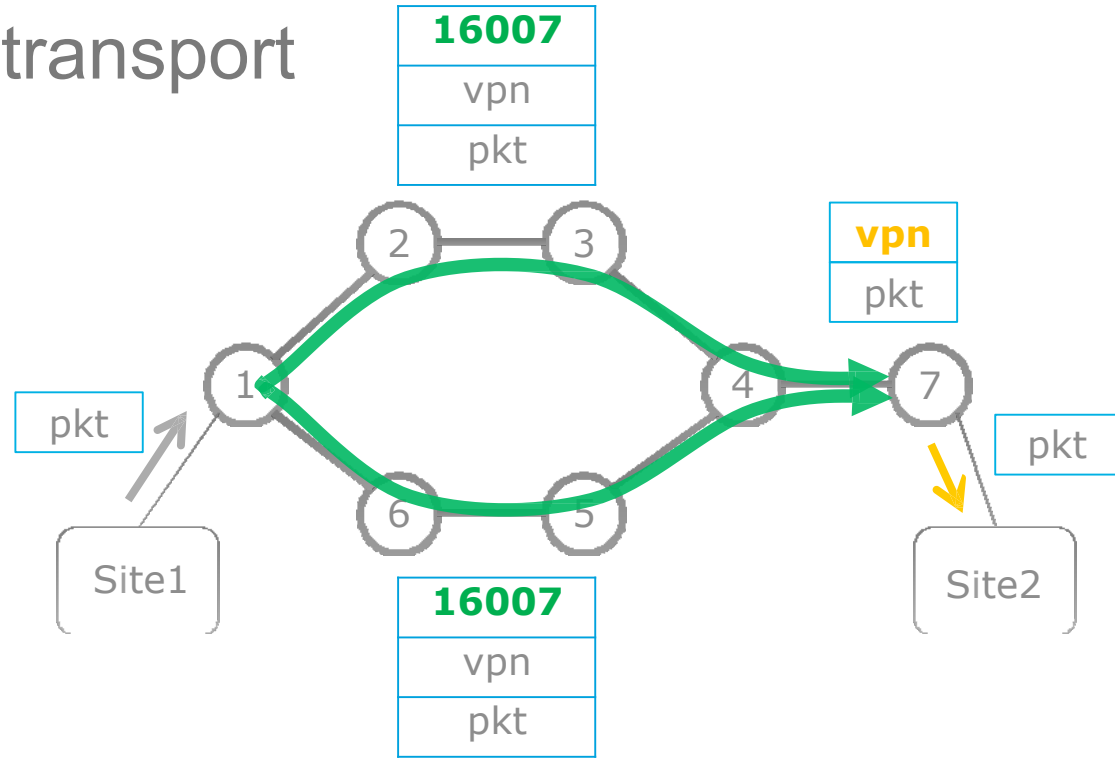
Sample IETF Documents
Segment Routing Architecture ( <a href="#">draft-ietf-spring-segment-routing</a> )
Problem Statement and Requirements ( <a href="#">draft-ietf-spring-problem-statement</a> )
IPv6 SPRING Use Cases ( <a href="#">draft-ietf-spring-ipv6-use-cases</a> )
Segment Routing Use Cases ( <a href="#">draft-filsfils-spring-segment-routing-use-cases</a> )
Topology Independent Fast Reroute using Segment Routing ( <a href="#">draft-francois-spring-segment-routing-ti-lfa</a> )
IS-IS Extensions for Segment Routing ( <a href="#">draft-ietf-isis-segment-routing-extensions</a> )
OSPF Extensions for Segment Routing ( <a href="#">draft-ietf-ospf-segment-routing-extensions</a> )
PCEP Extensions for Segment Routing ( <a href="#">draft-ietf-pce-segment-routing</a> )

- Close to 30 IETF drafts in progress

# Use Cases

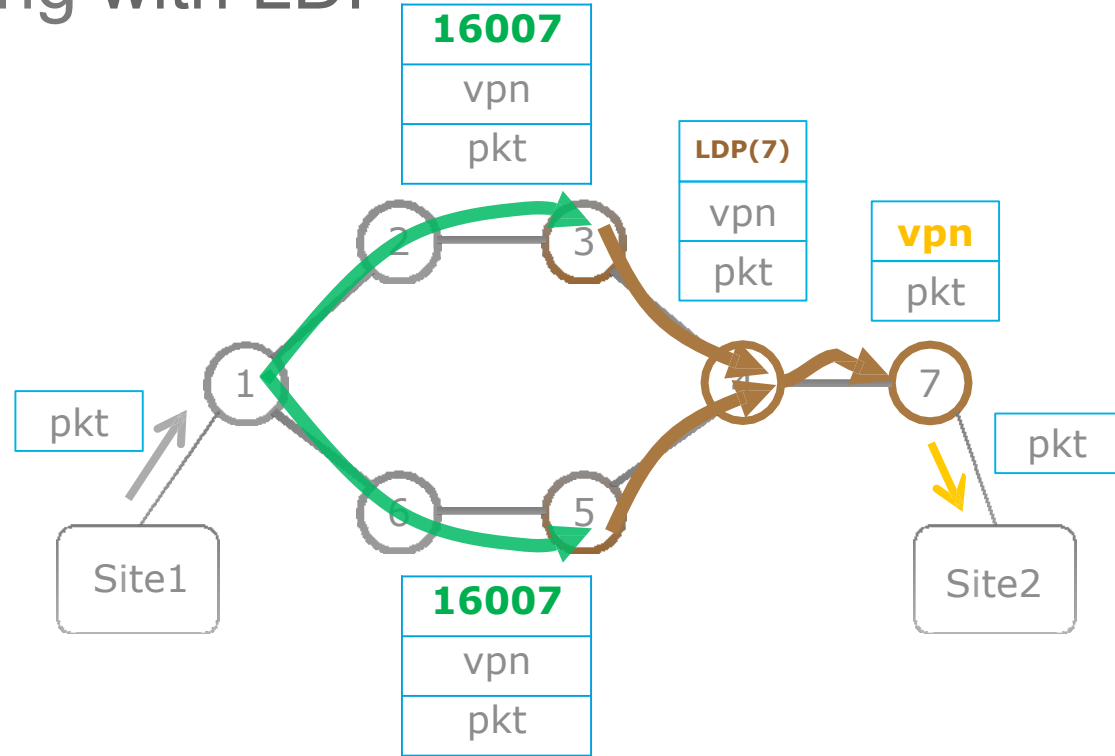
# IPv4/6 VPN/Service transport

- IGP only
  - No LDP, no RSVP-TE
- ECMP



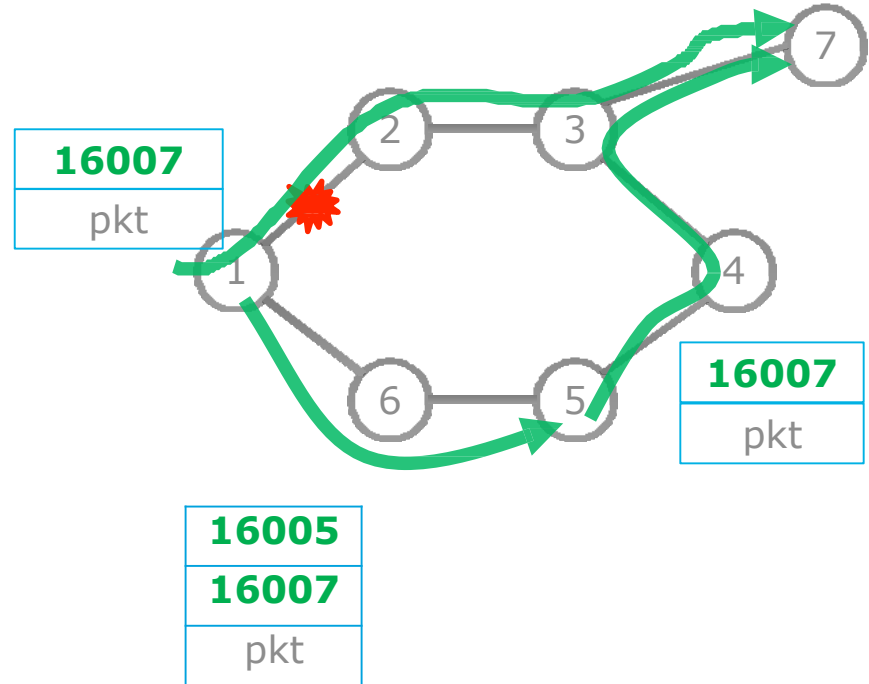
# Seamless interworking with LDP

- Seamless deployment



# Topology-Independent LFA (TI-LFA FRR)

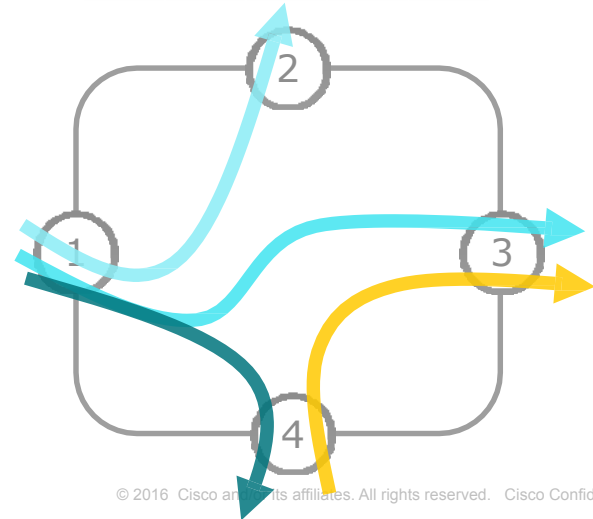
- 50msec FRR in any topology
- IGP Automated
  - No LDP, no RSVP-TE
- Optimum
  - Post-convergence path
- No midpoint backup state
- Detailed operator report
  - S. Litkowski, B. Decraene, Orange
- Mate Design
  - How many backup segments
  - Capacity analysis



# Automated Traffic Matrix Collection

- Traffic Matrix is fundamental for
  - capacity planning
  - centralized traffic engineering
  - IP/Optical optimization
- Most operators do not have an accurate traffic matrix
- With SR, the traffic matrix collection is automated

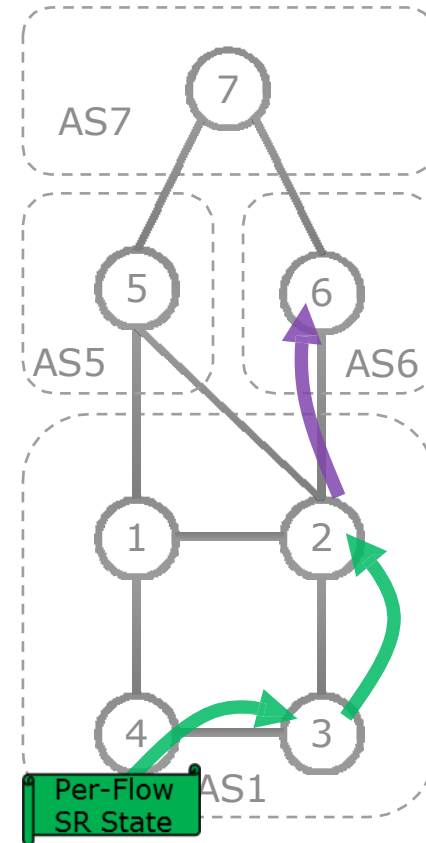
	1	2	3	4
1		■	■	■
2				
3				
4		■		



# Optimized Content Delivery

- On a per-content, per-user basis, the content delivery application can engineer
  - the path within the AS
  - the selected border router
  - the selected peer
- Also applicable for engineering egress traffic from DC to peer
  - BGP Prefix and Peering Segments

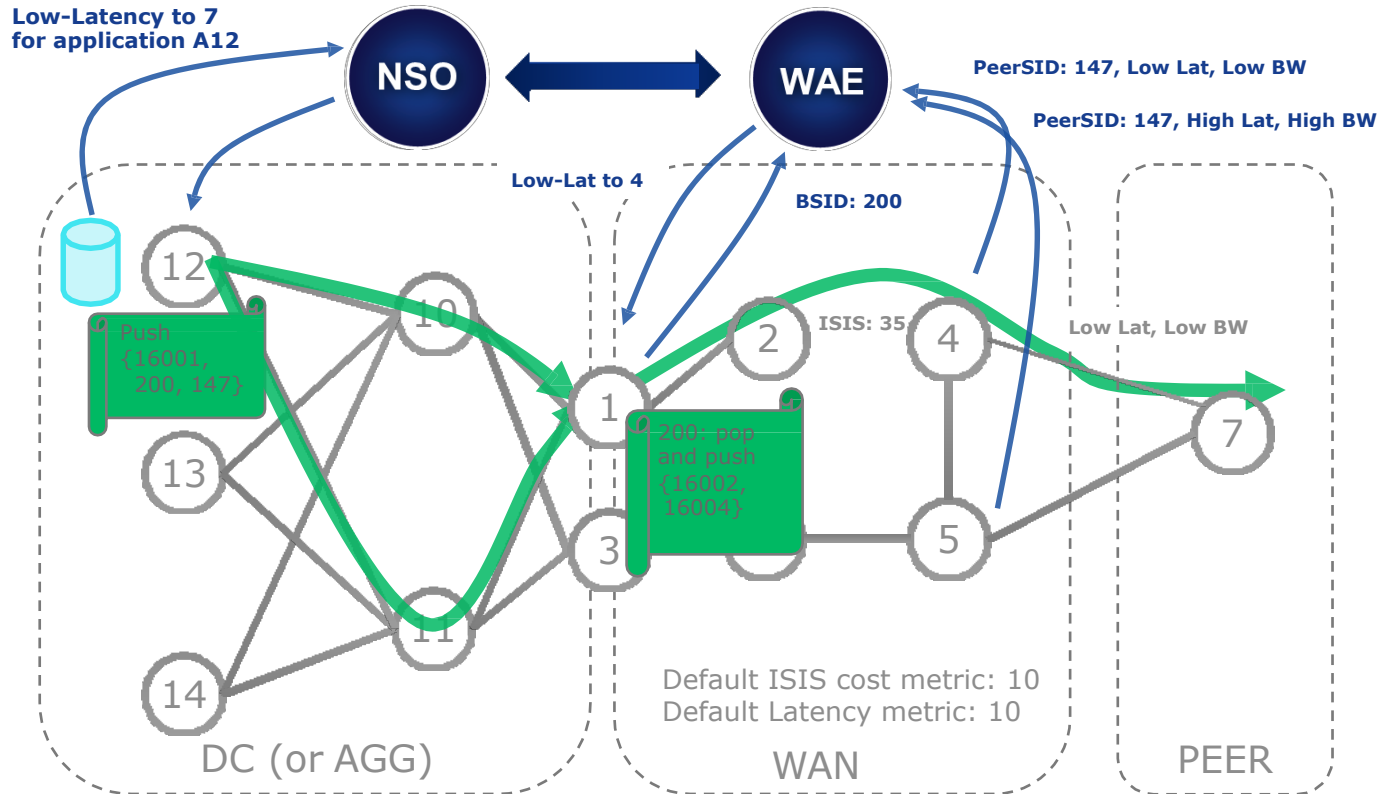
<b>16003</b>
<b>16002</b>
<b>126</b>
pkt





# Application Engineered Routing

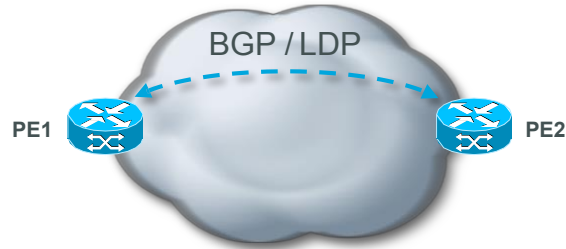
- Per-application flow engineering
- End-to-End
  - DC, WAN, AGG, PEER
- Millions of flows
  - No signaling
  - No midpoint state
  - No reclassification at boundaries



# A Closer look to Control and Data Plane

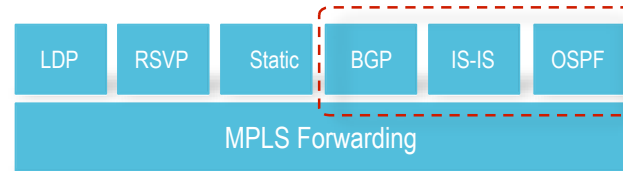
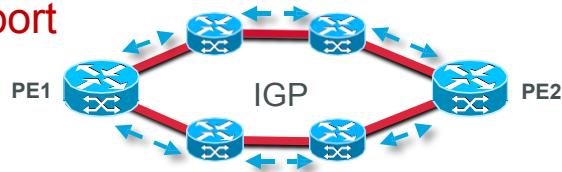
# MPLS Control and Forwarding Operation with Segment Routing

## Services



No changes to control or forwarding plane

## Packet Transport



IGP label distribution for IPv4 and IPv6, same forwarding plane

# SID Encoding

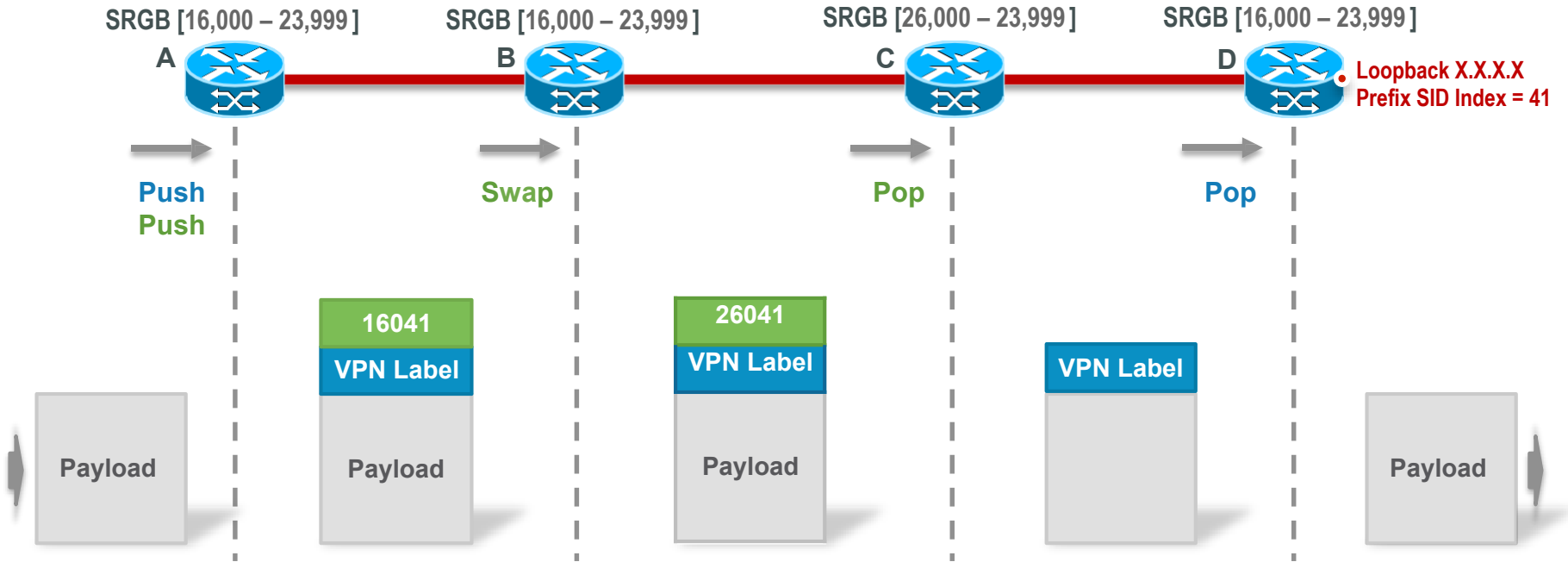
- Prefix SID
  - SID encoded as an index
  - Index represents an offset from SRGB base
  - Index globally unique
  - SRGB may vary across LSRs
  - SRGB (base and range) advertised with router capabilities
- Adjacency SID
  - SID encoded as absolute (i.e. not indexed) value
  - Locally significant
  - Automatically allocated for each adjacency

SR-enabled Node

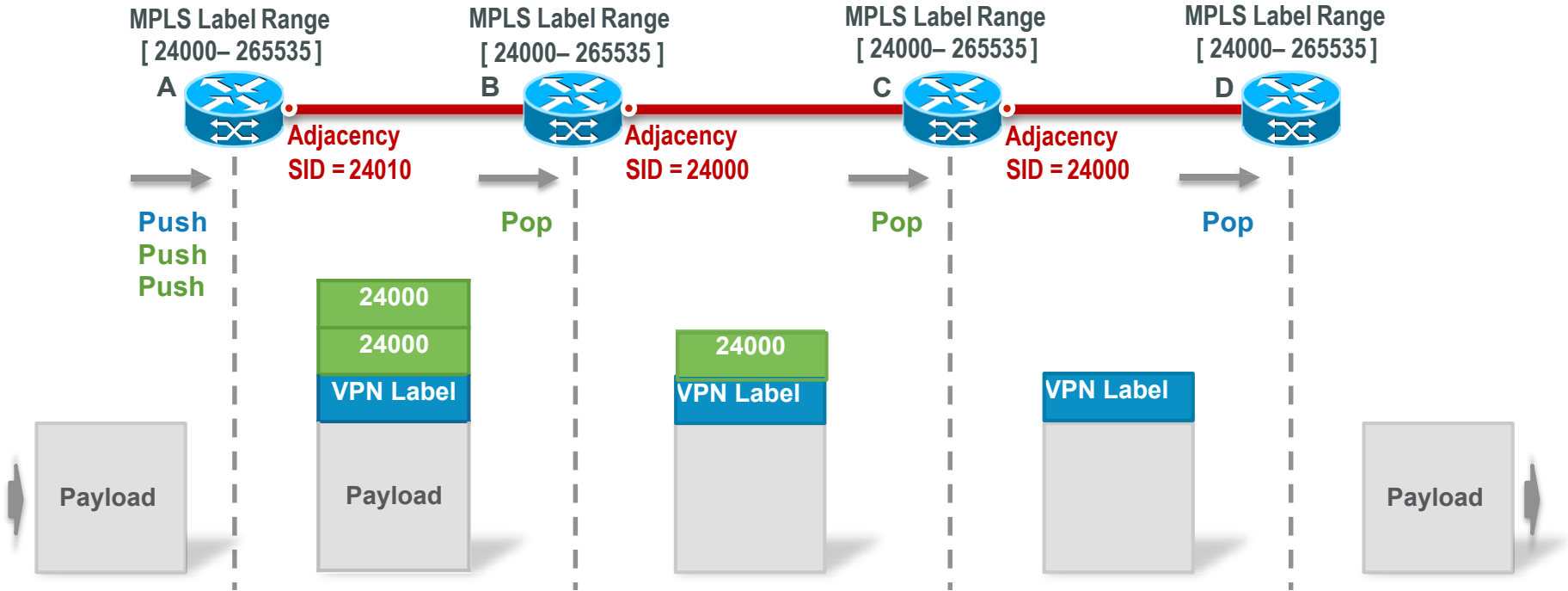


SRGB = [ 16000 - 23999 ]. Advertised as base = 16,000, range = 7,999  
Prefix SID = 16041. Advertised as Prefix SID Index = 41  
Adjacency SID = 24000. Advertised as Adjacency SID = 24000

# MPLS Data Plane Operation (Prefix SID)




# MPLS Data Plane Operation (Adjacency SIDs)



# MPLS LFIB with Segment Routing

- LFIB populated by IGP (ISIS / OSPF)
- Forwarding table remains constant (Nodes + Adjacencies) regardless of number of paths
- Other protocols (LDP, RSVP, BGP) can still program LFIB



	In Label	Out Label	Out Interface	
Network Node Segment Ids	L1	L1	Intf1	Forwarding table remains constant
	L2	L2	Intf1	
	...	...	...	
	L8	L8	Intf4	
Node Adjacency Segment Ids	L9	L9	Intf2	
	L10	Pop	Intf2	
	...	...	...	
	Ln	Pop	Intf5	

# Conclusion



# Conclusion

- Simple routing extensions to implement source routing
- Packet path determined by prepended segment identifiers (one or more)
- Data plane agnostic (MPLS, IPv6)
- Network scalability and agility by reducing network state and simplifying control plane
- Traffic protection with 100% coverage with more optimal routing

